

Air Inlets


Durable, Reliable Control of Incoming Air




Let's grow together.



- Made of durable galvanized steel.
- Easy-to-use, patented "flip-up" bracket folds up to accept winch cable (Chore-Time's standard plastic cable clamp fits through grommet).
- One-inch (25-mm) foam insulation repels insects and minimizes condensation.
- Each inlet has two smooth-operating, corrosion-resistant stainless steel hinges.
- Rigid, durable, lock-formed frame resists warping for improved closure.
- No welds or other easy targets for rust.




Fold-out side shields direct air and increase air flow velocity through inlet.



"Flip-Up" Bracket (Patented)

Description	CFM @ .05 wc	Rough Wall Opening
7" x 44" Galv.	1,217	7-1/4" x 44-1/4"
7" x 46" Galv.	1,275	7-1/4" x 46-1/4"
7" x 55.5" Galv.	1,547	7-1/4" x 55-3/4"
7" x 58" Galv.	1,633	7-1/4" x 58-1/4"
12" x 44" Galv.	2,324	12-1/4" x 44-1/4"
12" x 46" Galv.	2,434	12-1/4" x 46-1/4"



Find your certified TRUE RED® distributor in our on-line distributor finder to get more information.

www.choretimepoultry.com

Chore-Time Poultry Production Systems
 Chore-Time Brock International
 Divisions of CTB, Inc.
 Phone: 574.658.4101 or +1.574.658.9323 (International)
 E-mail: poultry@choretime.com or world@ctbworld.com

Feeding | Drinking | Controls | Ventilation | Heating | Nests | Feed Storage