

# GENESIS® Pullet Feeder

## The Double Pan Feeding System



Let's grow together.




Patented  
(Additional  
Patents Pending)

*Specially created by Chore-Time for broiler breeder pullets, Chore-Time's GENESIS® Feeder is designed to provide uniform feeding of all birds with more eating space and reduced feed waste!*

### The Genius of Chore-Time's GENESIS® Feeder Is How It Multiplies Feeding Space

- The GENESIS® Feeder's unique double pan provides 370 inches (940 cm) of feeder space for every four-pan, 12-foot (3.66 m) tube compared to 288 inches (732 cm) of chain feeder space in 12 feet (3.66 m) of trough.
- With 18 grill openings per pan, the GENESIS® Pullet Feeder also reduces feed waste and provides immediate delivery of feed to every pan in the house every time the feeder loop runs – without tube indexing.
- More eating space, uniform feed delivery and less waste are just a few of the advantages of double pan feeding with the GENESIS® Feeder. Read on to learn more!



Find your certified TRUE RED® distributor in our on-line distributor finder to get more information.

## Multiply Your Feeder Space

- The GENESIS® Pullet Feeder offers 18 grill openings at every feeder – more than any other pan feeder – and is able to handle up to 22 pullets per feeder.
- With over 92 inches (235 cm) of feeder space per pan, the GENESIS® Feeder offers more bird space than chain feeders.
- The feeder pans' 45-degree angle on the feeder tube permits a variety of feeder configurations while still giving birds eating comfort and easy access to drinkers.
- Configure houses with multiple loops up to 600 feet (183 m) long each.
- With the GENESIS® Feeder you can choose – more birds or fewer feeder pans – while still giving every bird more eating space than at a chain feeder. And with the GENESIS® Pullet Feeder, all your birds are presented with an immediate, uniform feed ration every time the feeder runs.

## Comfort


- The GENESIS® Pullet Feeder is ergonomically designed for comfortable perimeter eating.
- The pullet feeder features Chore-Time's patented scalloped grill as well as upper grill openings that deliver more light and air to birds while they eat.
- During the brood cycle, pullets can reach feed easily thanks to low areas along the scalloped grill and to feed windows that pile feed high.
- Birds not only have easy access to feed, but also easier access to water due to the feeder's unique 45-degree angle on the feeder tube.




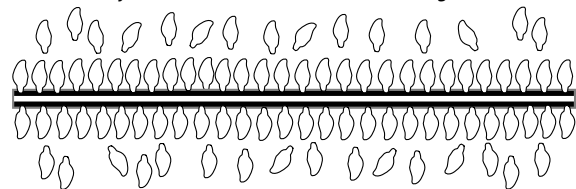
## Multiply Your Feeder Space with the GENESIS® Pullet Feeder

Fit 20 more birds at 10 linear feet (3.05 m) of the GENESIS® Feeder than on 10 feet (3.05 m) of chain feeder trough.

*88 birds per 10-foot (3.05 m) 4-pan GENESIS® Feeder Tube with 4.2 inches (10.7 cm) per bird.*



*At 4.2 inches (10.7 cm) per bird, you could feed just 57 birds at 10 feet (3.05 m) of trough.*

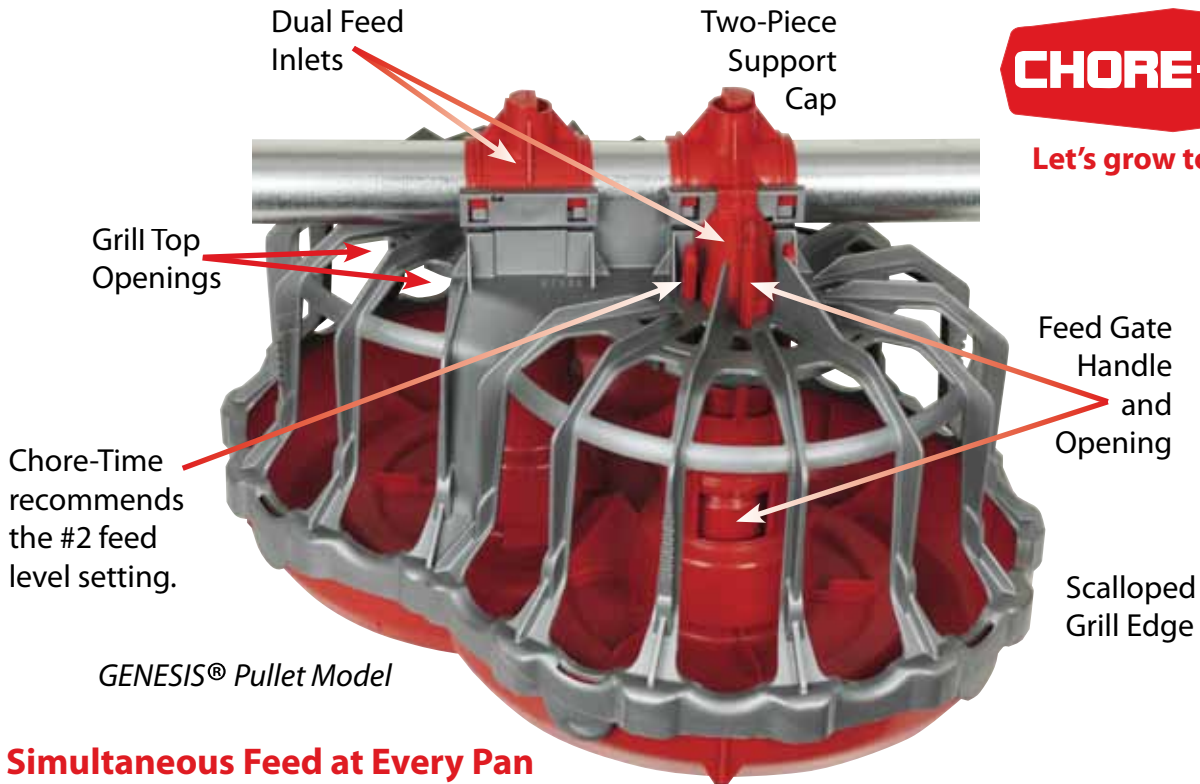


## Uniformity

- GENESIS® Feeders are able to uniformly deliver the quantity of feed specified by the integrator to every pan in feeder system loops up to 600 feet (183 m) long.
- Though it supports skip-a-day feeding, the GENESIS® Feeder can handle a small enough volume of feed for daily feeding if desired.
- The circulating loop system maintains the feed ration in the feeder tube until feeding time, when all birds are presented with an identical quality ration – no picking over of feed.
- The result? More uniform feed is a key contributor to more uniform growth for pullets.



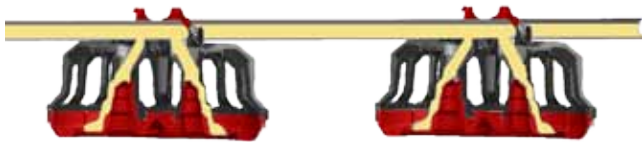
Let's grow together.




GENESIS® Pullet Model

### Simultaneous Feed at Every Pan and Every Feeding Space!

- Dual feed inlets in every feeder promote even feed distribution as well as improved feed flow to the bird eating area for a variety of feed types.



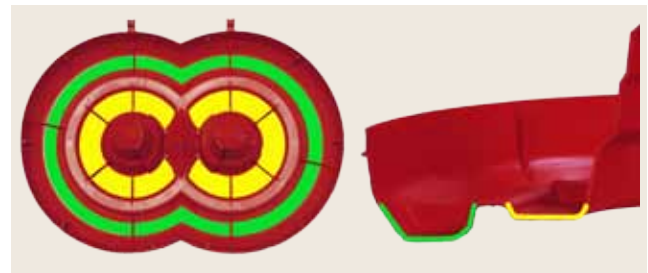
- With GENESIS® Feeders, the feeder loop stays filled for immediate delivery of feed to every pan in the house – at start-up, as well as every time the feeding system runs.
- Fast auger speed in the loop – 165 feet per minute (50 meters per minute) – recharges feed quickly so the feeder is ready for the next run time.



The unique GENESIS® Control Pan, together with the feeder control, fills the feeder loop at the end of each feeding to ensure feed availability for the next time the feeder runs. Add an optional control pan light to each control pan to draw birds to the pan.

### Reduced Feed Waste Adds Up to Real Savings

- With Chore-Time's GENESIS® Feeders, birds exhibit feed-conserving eating behavior. The birds tend to keep their heads over the GENESIS® feeder pans while eating, so any dropped feed falls back in the pans.
- The feeder's built-in catch area holds dropped feed for the birds to eat, while feed fins incorporated in the pan help to maintain the feed level and to prevent feed waste.
- Test house results show savings of up to seven tons (6.6 MT) of feed per 10,000-bird flock in well-managed houses!



Images show the GENESIS® Feeder's two levels. The upper level (shown in yellow) is the eating area. The lower level (shown in green) is a feed-saving area where birds clean up dropped feed.

## Pullet Feeder Space Comparison

GENESIS® Pullet Feeder				Chain Feeder		
Tube Configuration*	Inches of Space**	Maximum Recommended Birds per Tube	Inches per Bird	Inches of Feeder Space	Inches per Bird Placing Same Number of Birds on Chain as on GENESIS®	Total Birds at 4.2 Inches per Bird
4 pan 12 foot	370	88	4.2	288 per 12 feet	3.3 inches with 88 birds	68 @ 4.2 each
4 pan 10 foot	370	88	4.2	240 per 10 feet	2.7 inches with 88 birds	57 @ 4.2 each

\*Pullet tube configurations also available with openings for E-Z START® Feeders for use during brood.

\*\*Feeder space calculated six inches (15 cm) from perimeter of pan at the widest point of an eating bird.

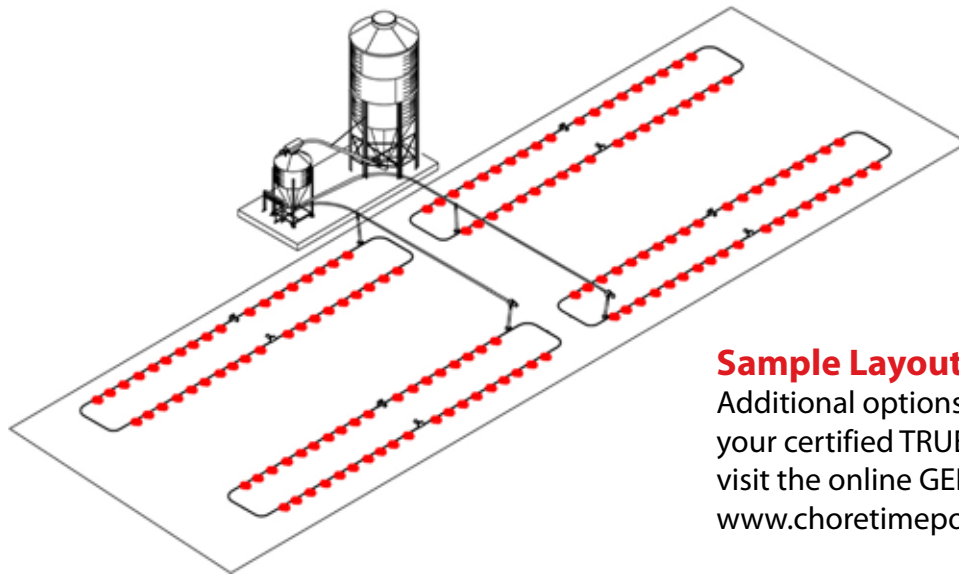
## Pullet Feeder Specifications

Recommended Feed Level Setting	#2
Flood Windows	Available
Birds per Pan	20-22
Pan Spacing Options*	4 per 12 foot (3.66 m) tube 4 per 10 foot (3.05 m) tube
Maximum Loop Length	600 feet (183 meters)
Feed Delivery Speed	165 feet (50 m) per minute for mash, crumbles or pellets

\*Pullet tube configurations also available with openings for E-Z START® Feeders for use during brood.

## Cleaning and Maintenance

- Pans swing down for cleaning on a pair of hinges with incorporated hinge locks.
- Standard two-piece cone top allows easy pan replacement without disassembling the feeder loop.



## Sample Layout

Additional options are available – contact your certified TRUE RED® Distributor or visit the online GENESIS® Feeder Calculator at [www.choretimepoultry.com/calculator.php](http://www.choretimepoultry.com/calculator.php).

Find your certified TRUE RED® distributor in our on-line distributor finder.

[www.choretimepoultry.com](http://www.choretimepoultry.com)

Chore-Time Poultry Production Systems  
Chore-Time Brock International  
Divisions of CTB, Inc.

Phone: 574.658.4101 or +1.574.658.9323 (International)  
E-mail: [poultry@choretime.com](mailto:poultry@choretime.com) or [world@ctbworld.com](mailto:world@ctbworld.com)



Let's grow together.

Feeding | Drinking | Controls | Ventilation | Heating | Nests | Feed Storage