

ALL-OUT® Feed Management Systems



Let's grow together.



Chore-Time's ALL-OUT® Feed Management Systems Make Feed Storage Chores Easier & More Convenient

Choose from a wide variety of sizes and optional features.

- With a variety of models to choose from, Chore-Time's feed bins all come standard with our HYDROSHIELD® Weather Guard, SPRING-LOCK® Lid and High-Capacity 40° Roof.
- Optional features include our ACCESS PLUS® Hopper Access Door, SHAKER-PLATE® Material Flow Control, Ladder System Handrail, Ladder Security Door, Boot Slide Actuator and various weigh systems.





ALL-OUT® Feed Management Systems

Chore-Time has been providing feed bins to the poultry industry since 1957 and led the way in updating its bin design to include features that provided solutions to common industry problems. Chore-Time's Feed Bin today continues to feature the strength, quality, design and warranty backing that result in a bin you can count on for years of reliable service.

- Chore-Time's Feed Bins are manufactured to our exacting quality standards in our own factory.
- Body sheets are formed with the standard 2.66-inch corrugation from long-lasting, galvanized steel in gauges ranging from 8 to 20.
- Bin lids, collars, hopper sheets and roof panels receive the same careful attention as body sheets.
- Hoppers are available in 60- and 67-degree angles to match user requirements based on the feed type to be stored. Roofs feature a 40-degree angle for maximum filling and to make the fill hole more visible.
- Bin legs are fabricated from heavy, galvanized steel to make a column-like structure formed with six separate bends or "breaks" for added strength.
- Sturdy ladder system is attached to both the bin roof and side wall. Each ladder rung includes a raised, non-skid top surface as well as an opening on the underside to eliminate moisture accumulation within the rung.
- Bins are assembled using high-strength grade 8.2 bin seal bolts with special JS-500™ weather-resistant coating. Optional polypropylene-encapsulated head bolts provide enhanced corrosion resistance.
- All parts are manufactured to engineering design specifications and quality checked to ensure hassle-free assembly and use.

JS-500 is not owned or licensed by CTB, Inc. and is the sole property of its respective owner.

Select Hopper Bin Sizes (Additional Models Also Available) Including 40° Roof, SPRING-LOCK® Lid and HYDROSHIELD® Weather Guard

MODEL	CAPACITY 40 LB./CUBIC FT.		HEIGHT TO FILL FEET-INCHES
	TONS	CUBIC FEET	
6-Foot (1.8-Meter) Diameter Bins w/60° Hopper			
6-Ft. 1-Ring	3.1	156.9	11' 6"
6-Ft. 2-Rings	4.6	231.9	14' 2"
6-Ft. 3-Rings	6.1	306.9	16' 10"
6-Ft. 4-Rings	7.6	381.9	19' 6"
7-Foot (2.1-Meter) Diameter Bins w/67° Hopper			
7-Ft. 1-Ring	4.9	245.6	14' 9"
7-Ft. 2-Rings	6.9	347.0	17' 5"
7-Ft. 3-Rings	9.0	448.4	20' 1"
7-Ft. 4-Rings	11.0	549.8	22' 9"
7-Ft. 5-Rings*	13.0	651.2	25' 5"
7-Ft. 6-Rings*	15.1	752.6	28' 1"
9-Foot (2.7-Meter) Diameter Bins w/60° Hopper			
9-Ft. 1-Ring	8.6	427.6	15' 7"
9-Ft. 2-Rings	12.0	597.6	18' 3"
9-Ft. 3-Rings	15.4	767.6	20' 11"
9-Ft. 4-Rings	18.8	937.6	23' 7"
9-Ft. 5-Rings*	22.2	1107.6	26' 3"

MODEL	CAPACITY 40 LB./CUBIC FT.		HEIGHT TO FILL FEET-INCHES
	TONS	CUBIC FEET	
9-Foot (2.7-Meter) Diameter Bins w/60° Hopper (continued)			
9-Ft. 6-Rings*	25.6	1277.6	28' 11"
9-Ft. 7-Rings*	28.9	1442.6	31' 7"
12-Foot (3.7-Meter) Diameter Bins w/60° Hopper			
12-Ft. 1-Ring	17.8	887.5	19' 5"
12-Ft. 2-Rings	23.7	1186.0	22' 1"
12-Ft. 3-Rings	29.7	1484.4	24' 9"
12-Ft. 4-Rings*	35.7	1782.9	27' 5"
12-Ft. 5-Rings*	41.6	2081.3	30' 1"
12-Ft. 6-Rings*	47.6	2379.9	32' 9"
12-Ft. 7-Rings*	53.6	2678.3	35' 5"
15-Foot (4.6-Meter) Diameter Bins w/60° Hopper			
15-Ft. 2-Rings*	41.5	2076.0	25' 10"
15-Ft. 3-Rings*	50.9	2542.5	28' 6"
15-Ft. 4-Rings*	60.2	3008.6	31' 2"
15-Ft. 5-Rings*	69.5	3474.9	33' 10"
15-Ft. 6-Rings*	78.8	3941.2	36' 6"
15-Ft. 7-Rings*	88.2	4407.5	39' 2"
15-Ft. 8-Rings*	97.5	4873.8	41' 10"

*Includes ladder safety cage. Safety cages are included as a standard feature for bin ladders exceeding 20 feet (6 m) in height, conforming with U.S. OSHA standards.



Let's grow together.

Features and Options for ALL-OUT® Bin Performance



STANDARD with any **FLEX-AUGER® Model** or 4-inch (102-mm) solid-core auger – Chore-Time's **Red Translucent, Polycarbonate Boot Transition** offers high strength and impact resistance. Available in straight-out and 30-degree configurations, the transition retrofits to most existing feed bins with 16-inch (406-mm) diameter hopper openings. Optional clear model also available.



STANDARD – Our **SPRING-LOCK® Feed Bin Lid and Opener** (patented) aids in biosecurity by permitting bins to be opened from a remote location. Bins are easily opened with one hand, yet feature a positive, spring-aided closing action. When open, the lid slides down and out of the way of the feed truck's auger.



STANDARD – Chore-Time's **HYDROSHIELD® Weather Guard** directs moisture to drip off the bin's sidewall and helps keep water off the bin's hopper and boot.



OPTIONAL – **Ladder Security Door** helps restrict unauthorized access to the feed bin's ladder.



OPTIONAL – **Convenient Handrails** (patented) are available for our sturdy ladder system.




OPTIONAL – **Automatic Boot Slide Actuator System** helps producers coordinate the use of feed stored in pairs of feed bins so birds don't miss a feeding. A manually operated version is also available.



OPTIONAL – By removing a few bolts, our **ACCESS PLUS® Door Panel** lifts out for easier access to the inside of the bin for cleaning chores between flocks.




OPTIONAL – Chore-Time's innovative **SHAKER-PLATE® Material Flow Control** is suspended inside the feed bin's hopper. The **SHAKER-PLATE** Unit vibrates to create mass flow for the stored feed. The economical-to-operate unit automatically activates whenever the unloading auger is running.



Feed Weighing Systems


Our CHORE-TRONICS® Feed Inventory System

provides an economical means for managing and monitoring feed stored in feed bins on the farm. Producers easily check feed bin weights by using a read-out screen. Getting precise weights aids in better managing feed inventories and helps to prevent costly out-of-feed events. Designed to work as a stand-alone system, the feed inventory system also can be connected with Chore-Time's popular C-CENTRAL™ Software to provide remote location and multiple house monitoring.



Load Cells handle up to 10,000 pounds (4,500 kg) per feed bin leg.

Load Cell Indicator Control is simple to operate for monitoring feed bin weights.



Easy-to-read four-line viewing screen always remains lit.



Chore-Time's Mechanical WEIGH-MATIC® System uses a reliable beam scale attached to a weigh bin to meter out the amount of feed you select.

Feed moves from the larger storage bin through a feed screener atop the smaller bin for weighing. The screener is designed to screen foreign objects out of the feed.



Two mechanical scale models are available: a 5,000-pound (2,268-kg) scale and an 8,000-pound (3,628-kg) scale.

Chore-Time's Digital WEIGH-MATIC® System keeps an inventory of the amount of feed in storage at all times without the use of a secondary weigh bin. The system includes temperature-compensated load cells and has two Digital Scale Indicator options.



Model 200 Indicator



Model 100 Indicator

Find your certified TRUE RED® distributor in our on-line distributor finder.

www.choretimepoultry.com

Chore-Time Poultry Production Systems
Chore-Time Brock International
Divisions of CTB, Inc.

Phone: 574.658.4101 or +1.574.658.9323 (International)
E-mail: poultry@choretime.com or world@ctbworld.com



Let's grow together.

Feeding | Drinking | Controls | Ventilation | Heating | Nests | Feed Storage